

Date \_\_\_\_\_

Name \_\_\_\_\_

**B b**

Handwriting practice for the letter 'B'. The page is divided into two main sections: 'A a' on the left and 'B b' on the right. Each section contains three rows of handwriting lines. The first row in each section shows the letter with numbered arrows indicating stroke order: 1 for the vertical line and 2 for the two curved lines. The second row shows the letter as a dotted line for tracing. The third row shows the letter as a solid line for independent practice. The handwriting lines consist of a solid top line, a dashed middle line, and a solid bottom line. The background of the writing area is filled with a diagonal hatched pattern.

Name \_\_\_\_\_


Date \_\_\_\_\_

C

c

D

d




Date \_\_\_\_\_

Name \_\_\_\_\_

F f

E e






Name \_\_\_\_\_

Date \_\_\_\_\_





G

g



H

h




Date \_\_\_\_\_

Name \_\_\_\_\_

I i

I i



Name \_\_\_\_\_

Date \_\_\_\_\_

K

k

k

k

k

k

k

k

L I

L I

L I

L I

L I

L I

L I

Date \_\_\_\_\_

Name \_\_\_\_\_

N n



Name \_\_\_\_\_

Date \_\_\_\_\_

O

o

P

p








Date

Name

R r

Q q



Name \_\_\_\_\_

Date \_\_\_\_\_


S

S



T

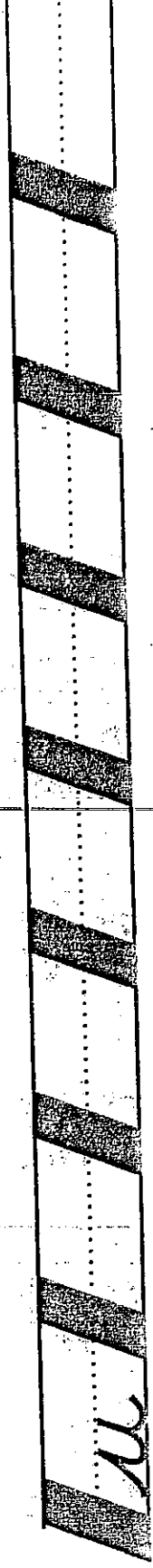
t



Name \_\_\_\_\_ Date \_\_\_\_\_

U u

V v



Name \_\_\_\_\_

Date \_\_\_\_\_

W

w



X

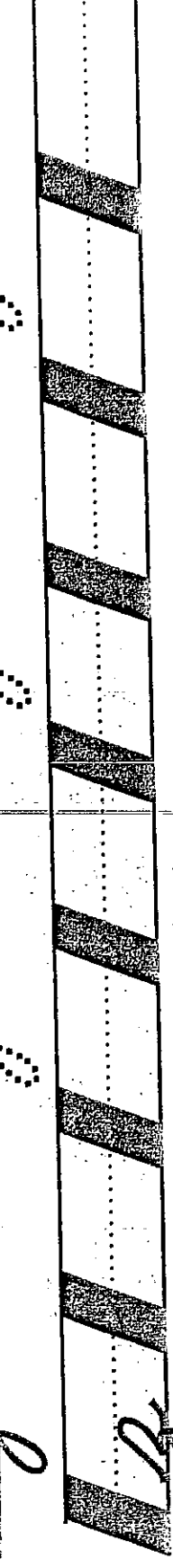

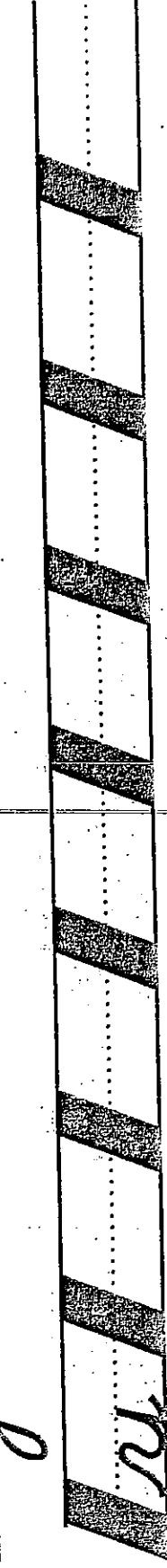
x



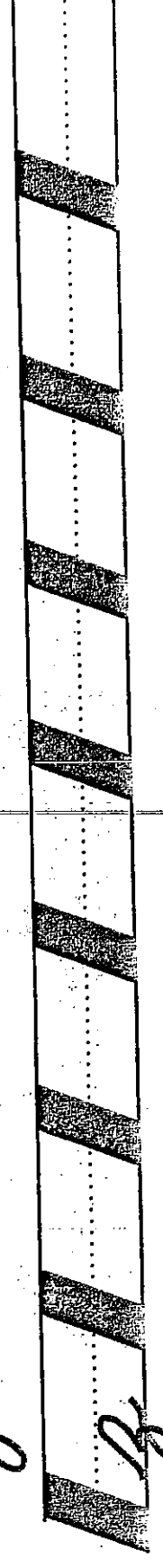
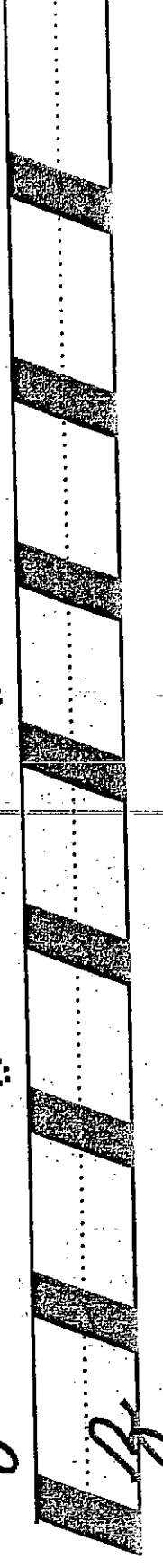

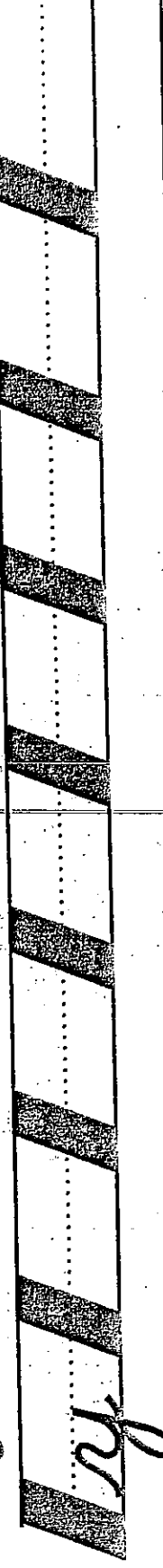
Date \_\_\_\_\_

Name \_\_\_\_\_

Z Z



Y y



---

---